

BODY CONDITION SCORE CHARTS

Cat and small dog



W E I G H T M A N A G E M E N T P R O G R A M M E


royalcanin
.ie

royalcanin
.co.uk

BODY CONDITION SCORE - CAT

TOO THIN

1




- Ribs, spine and pelvic bones easily visible on shorthaired cats
- Very narrow waist
- Small amount of muscle
- No palpable fat on the rib cage
- Severe abdominal tuck

2



- Ribs easily visible on shorthaired cats
- Very narrow waist
- Loss of muscle mass
- No palpable fat on the rib cage
- Very pronounced abdominal tuck


3



- Ribs visible on shorthaired cats
- Obvious waist
- Very small amount of abdominal fat
- Marked abdominal tuck


IDEAL

4




- Ribs not visible but are easily palpable
- Obvious waist
- Minimal amount of abdominal fat

5



- Well proportioned
- Ribs not visible but are easily palpable
- Obvious waist
- Small amount of abdominal fat
- Slight abdominal tuck


6



- Ribs not visible but palpable
- Waist not clearly defined when seen from above
- Very slight abdominal tuck


OBESE

7




- Ribs difficult to palpate under the fat
- Waist barely visible
- No abdominal tuck
- Rounding of abdomen with moderate abdominal pad

8



- Ribs not palpable under the fat
- Waist not visible
- Slight abdominal distension

9



- Ribs not palpable under a thick layer of fat
- Waist absent
- Obvious abdominal distension
- Extensive abdominal fat deposits



BODY CONDITION SCORE - SMALL DOG

TOO THIN

1



- Ribs, lumbar vertebrae, pelvic bones and all bony prominences evident from a distance
- No discernible body fat
- Obvious loss of muscle mass

2



- Ribs, lumbar vertebrae, and pelvic bones easily visible
- No palpable fat
- Some bony prominences visible from a distance
- Minimal loss of muscle mass

3



- Ribs easily palpable and may be visible with no palpable fat
- Tops of lumbar vertebrae visible, pelvic bones becoming prominent
- Obvious waist and abdominal tuck

IDEAL

4



- Ribs easily palpable with minimal fat covering
- Waist easily noted when viewed from above
- Abdominal tuck evident

5



- Ribs palpable without excess fat covering
- Waist observed behind ribs when viewed from above
- Abdomen tucked up when viewed from side

6



- Ribs palpable with slight excess of fat covering
- Waist is discernible when viewed from above but is not prominent
- Abdominal tuck apparent

OBESE

7



- Ribs palpable with difficulty, heavy fat cover
- Noticeable fat deposits over lumbar area and base of tail
- Waist absent or barely visible
- Abdominal tuck may be absent

8



- Ribs not palpable under very heavy fat cover or palpable only with significant pressure
- Heavy fat deposits over lumbar area and base of tail
- Waist absent
- No abdominal tuck
- Obvious abdominal distension may be present

9



- Massive fat deposits over thorax, spine, and base of tail
- Waist and abdominal tuck absent
- Fat deposits on neck and limbs
- Obvious abdominal distension



BODY CONDITION SCORE - SMALL DOG

TOO THIN

1



- Ribs, lumbar vertebrae, pelvic bones and all bony prominences evident from a distance
- No discernible body fat
- Obvious loss of muscle mass

2



- Ribs, lumbar vertebrae, and pelvic bones easily visible
- No palpable fat
- Some bony prominences visible from a distance
- Minimal loss of muscle mass

3



- Ribs easily palpable and may be visible with no palpable fat
- Tops of lumbar vertebrae visible, pelvic bones becoming prominent
- Obvious waist and abdominal tuck

IDEAL

4



- Ribs easily palpable with minimal fat covering
- Waist easily noted when viewed from above
- Abdominal tuck evident

5



- Ribs palpable without excess fat covering
- Waist observed behind ribs when viewed from above
- Abdomen tucked up when viewed from side

6



- Ribs palpable with slight excess of fat covering
- Waist is discernible when viewed from above but is not prominent
- Abdominal tuck apparent


OBESE

7




- Ribs palpable with difficulty, heavy fat cover
- Noticeable fat deposits over lumbar area and base of tail
- Waist absent or barely visible
- Abdominal tuck may be absent

8



- Ribs not palpable under very heavy fat cover or palpable only with significant pressure
- Heavy fat deposits over lumbar area and base of tail
- Waist absent
- No abdominal tuck
- Obvious abdominal distension may be present

9



- Massive fat deposits over thorax, spine, and base of tail
- Waist and abdominal tuck absent
- Fat deposits on neck and limbs
- Obvious abdominal distension



BODY CONDITION SCORE CHARTS

Medium, large and giant dog



W E I G H T M A N A G E M E N T P R O G R A M M E

BODY CONDITION SCORE - MEDIUM DOG

TOO THIN

1



- Ribs, lumbar vertebrae, pelvic bones and all bony prominences evident from a distance
- No discernible body fat
- Obvious loss of muscle mass

2



- Ribs, lumbar vertebrae, and pelvic bones easily visible
- No palpable fat
- Some bony prominences visible from a distance
- Minimal loss of muscle mass

3



- Ribs easily palpable and may be visible with no palpable fat
- Tops of lumbar vertebrae visible, pelvic bones becoming prominent
- Obvious waist and abdominal tuck

IDEAL

4



- Ribs easily palpable with minimal fat covering
- Waist easily noted when viewed from above
- Abdominal tuck evident

5



- Ribs palpable without excess fat covering
- Waist observed behind ribs when viewed from above
- Abdomen tucked up when viewed from side

6



- Ribs palpable with slight excess of fat covering
- Waist is discernible when viewed from above but is not prominent
- Abdominal tuck apparent

OBESE

7



- Ribs palpable with difficulty, heavy fat cover
- Noticeable fat deposits over lumbar area and base of tail
- Waist absent or barely visible
- Abdominal tuck may be absent

8



- Ribs not palpable under very heavy fat cover or palpable only with significant pressure
- Heavy fat deposits over lumbar area and base of tail
- Waist absent
- No abdominal tuck
- Obvious abdominal distension may be present

9



- Massive fat deposits over thorax, spine, and base of tail
- Waist and abdominal tuck absent
- Fat deposits on neck and limbs
- Obvious abdominal distension



BODY CONDITION SCORE - LARGE DOG

TOO THIN

1



- Ribs, lumbar vertebrae, pelvic bones and all bony prominences evident from a distance
- No discernible body fat
- Obvious loss of muscle mass

2



- Ribs, lumbar vertebrae, and pelvic bones easily visible
- No palpable fat
- Some bony prominences visible from a distance
- Minimal loss of muscle mass

3



- Ribs easily palpable and may be visible with no palpable fat
- Tops of lumbar vertebrae visible, pelvic bones becoming prominent
- Obvious waist and abdominal tuck

IDEAL

4



- Ribs easily palpable with minimal fat covering
- Waist easily noted when viewed from above
- Abdominal tuck evident

5



- Ribs palpable without excess fat covering
- Waist observed behind ribs when viewed from above
- Abdomen tucked up when viewed from side

OVERWEIGHT

6



- Ribs palpable with slight excess of fat covering
- Waist is discernible when viewed from above but is not prominent
- Abdominal tuck apparent

OBESE

7



- Ribs palpable with difficulty, heavy fat cover
- Noticeable fat deposits over lumbar area and base of tail
- Waist absent or barely visible
- Abdominal tuck may be absent

8



- Ribs not palpable under very heavy fat cover or palpable only with significant pressure
- Heavy fat deposits over lumbar area and base of tail
- Waist absent
- No abdominal tuck
- Obvious abdominal distension may be present

9



- Massive fat deposits over thorax, spine, and base of tail
- Waist and abdominal tuck absent
- Fat deposits on neck and limbs
- Obvious abdominal distension



BODY CONDITION SCORE - GIANT DOG

TOO THIN

1

- Ribs, lumbar vertebrae, pelvic bones and all bony prominences evident from a distance
- No discernible body fat
- Obvious loss of muscle mass

2

- Ribs, lumbar vertebrae, and pelvic bones easily visible
- No palpable fat
- Some bony prominences visible from a distance
- Minimal loss of muscle mass

3

- Ribs easily palpable and may be visible with no palpable fat
- Tops of lumbar vertebrae visible, pelvic bones becoming prominent
- Obvious waist and abdominal tuck

IDEAL

4

- Ribs easily palpable with minimal fat covering
- Waist easily noted when viewed from above
- Abdominal tuck evident

5

- Ribs palpable without excess fat covering
- Waist observed behind ribs when viewed from above
- Abdomen tucked up when viewed from side

OVERWEIGHT

6

- Ribs palpable with slight excess of fat covering
- Waist is discernible when viewed from above but is not prominent
- Abdominal tuck apparent

OBESE

7

- Ribs palpable with difficulty, heavy fat cover
- Noticeable fat deposits over lumbar area and base of tail
- Waist absent or barely visible
- Abdominal tuck may be absent

8

- Ribs not palpable under very heavy fat cover or palpable only with significant pressure
- Heavy fat deposits over lumbar area and base of tail
- Waist absent
- No abdominal tuck
- Obvious abdominal distension may be present

9

- Massive fat deposits over thorax, spine, and base of tail
- Waist and abdominal tuck absent
- Fat deposits on neck and limbs
- Obvious abdominal distension

